

MATERIAL

Housing : PA66 UL94 V-0
Contact Pin : Copper Alloy

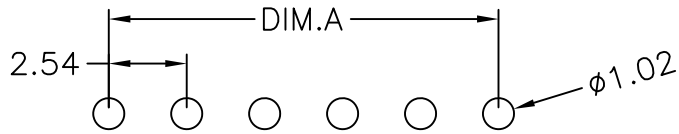
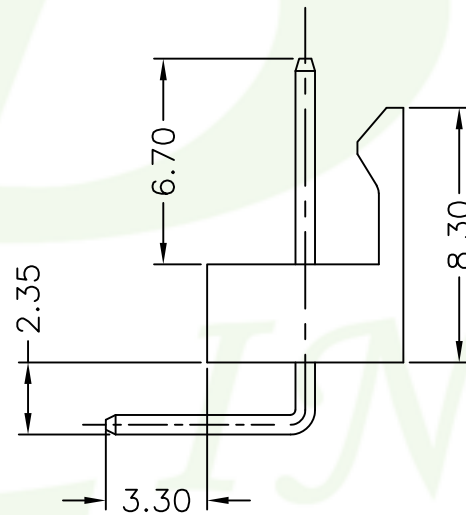
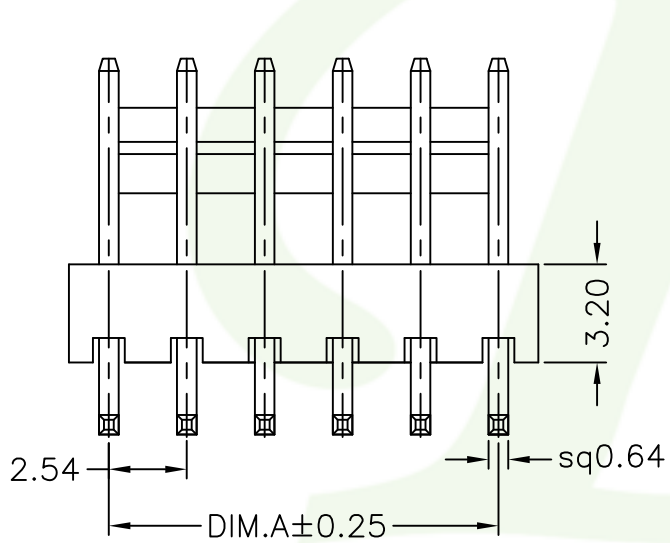
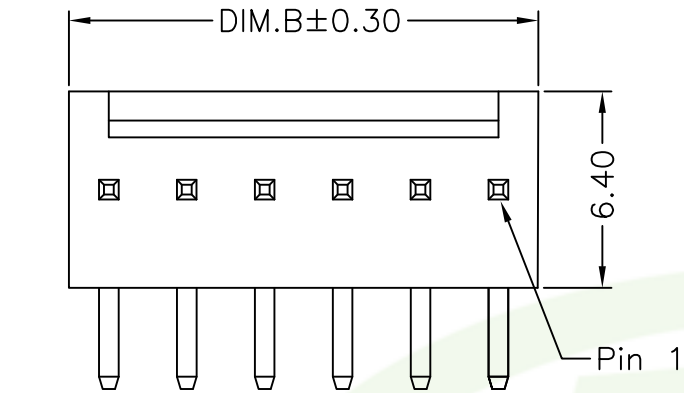
SPECIFICATION

Current Rate : 3A AC/DC
Voltage Rating : 250V AC/DC
Contact Resistance : 20mΩMax.
Insulation Resistance : 1000MΩMin. At DC 500V
Dielectric Withstanding Voltage : 1000V AC/Minute

744-7 2-xx T W xx
1 2 3 4 5

1. 7: Green Product
2. No. of contacts per row
3. T: Tin plated
4. W: Nature Insulator
5. Pinrex internal code.

POLES	DIM A	DIM B
2	2.54	5.10
3	5.08	7.68
4	7.62	10.24
5	10.16	12.78
6	12.70	15.24
7	15.24	17.88
8	17.78	20.44
9	20.32	23.00
10	22.86	25.54
11	25.40	28.10
12	27.94	30.64
13	30.48	33.20
14	33.02	35.74
15	35.56	38.30
16	38.10	40.84
17	40.64	43.40
18	43.18	45.94
19	45.72	48.50
20	48.26	51.05



Recommended P.C.B Layout



		TOLERANCE		UNITS : mm		OLD PART NO.		TITLE		頻銳科技股份有限公司 PINREX TECHNOLOGY CORP.	
		.0 =±.50		SCALE NONE		DRAWER 麦文慧		2.54mm WIRE TO BOARD HEADER		DRAW NO. 744-72-xxTWxx (網頁專用圖)	
		.00 =±.30		SIZE A4		CHECK 李剑		DIP 90° TYPE			
A		.0000=±.		SHEET 1 OF 1		APP'D 李剑		NEW PART NO. 744-72-xxTWxx			
REV.		DESCRIPTION		DATE		REV. A					
		ANG.=±3'									